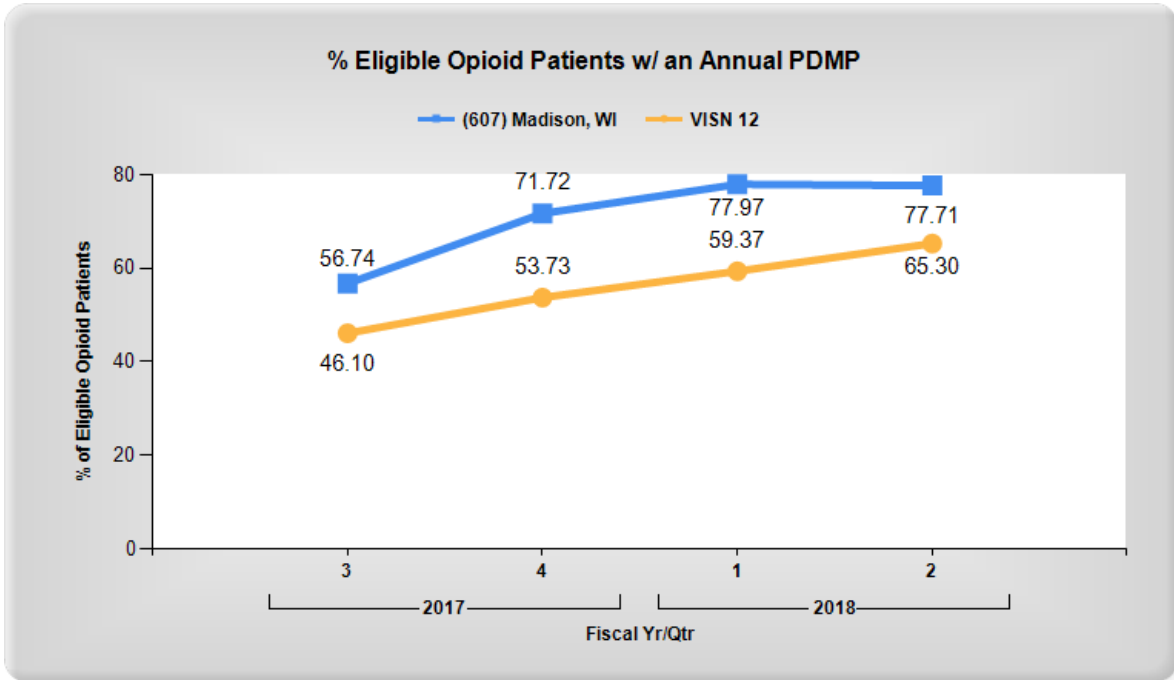


Madison VA PDMP State Query Compliance Rates April 2017 March 2018 (FY17 Q3 - FY18 Q2)

Madison VA PDMP Oversight and Accountability Measures

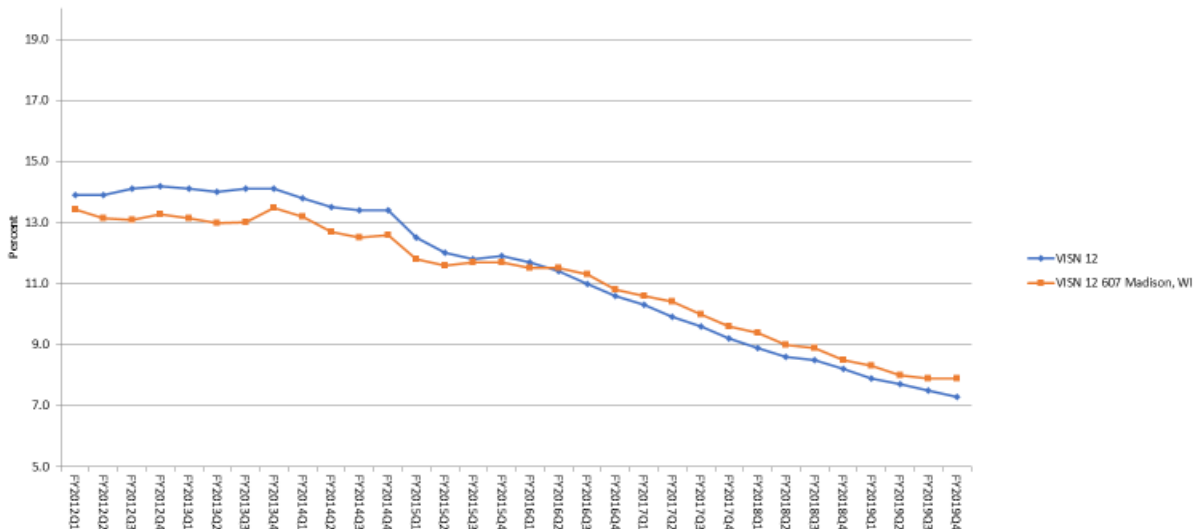
Below is the William S. Middleton Memorial Veterans Hospital & Clinics Hospital Memorandum No. 119-18-04 "Prescription Drug Monitoring Program Query and Documentation" which describes the facility policy on PDMP queries by prescribers and responsibility for oversight. The facility Pain Point of Contact provides quarterly rates of compliance to facility leadership and primary care management as part of ongoing Opioid Safety Initiative metric monitoring. Updates of these compliances rates are also reviewed by the facility's interdisciplinary Pain Committee at its bi-monthly meetings.



Location	Value	Q3	Q4	Q1 FY18	Q2
(607) Madison, WI	# Opioid Pats w/ Annual PDMP	1,705	2,044	2,170	2,169
	# Eligible Opioid Pats	3,005	2,850	2,783	2,791
	% Eligible Opioid Pats	56.74	71.72	77.97	77.71
VISN 12	# Opioid Pats w/ Annual PDMP	10,935	12,171	13,031	13,893
	# Eligible Opioid Pats	23,720	22,653	21,950	21,277
	% Eligible Opioid Pats	46.10	53.73	59.37	65.30

Madison VA Opioid Therapy prescribing reduced by 41% from 2012- 2019.

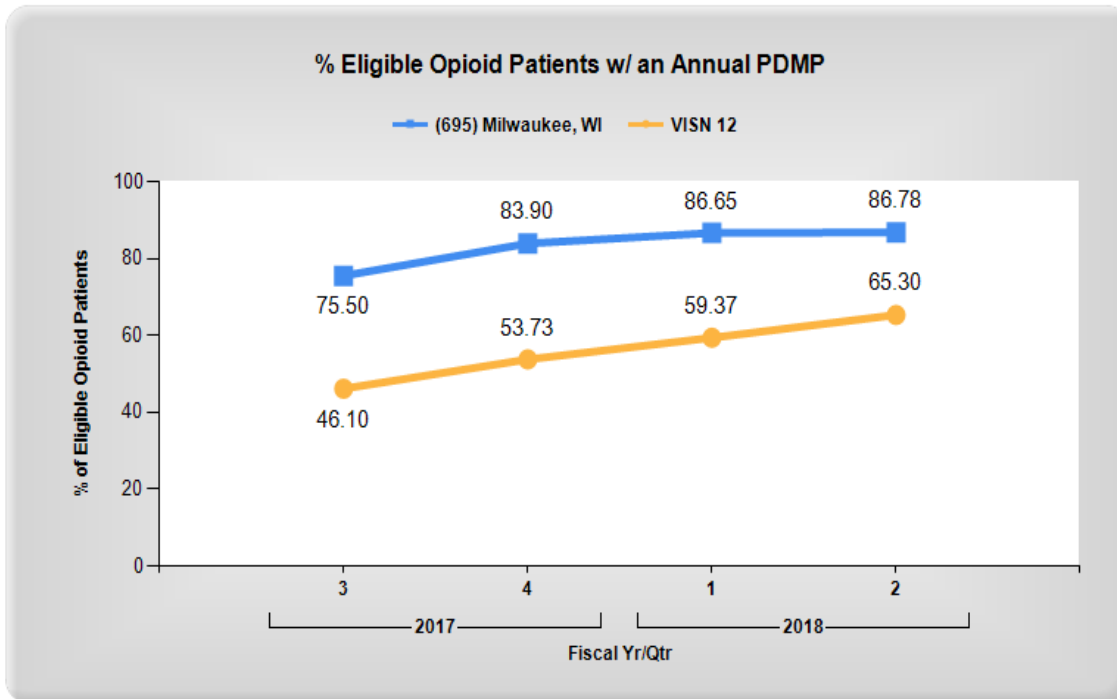
Percent of Unique Pharmacy Patients Dispensed Opioids Over Time



Milwaukee VA PDMP State Query Compliance Rates April 2017 March 2018 (FY17 Q3 - FY18 Q2)

Milwaukee VA PDMP Oversight and Accountability Measures

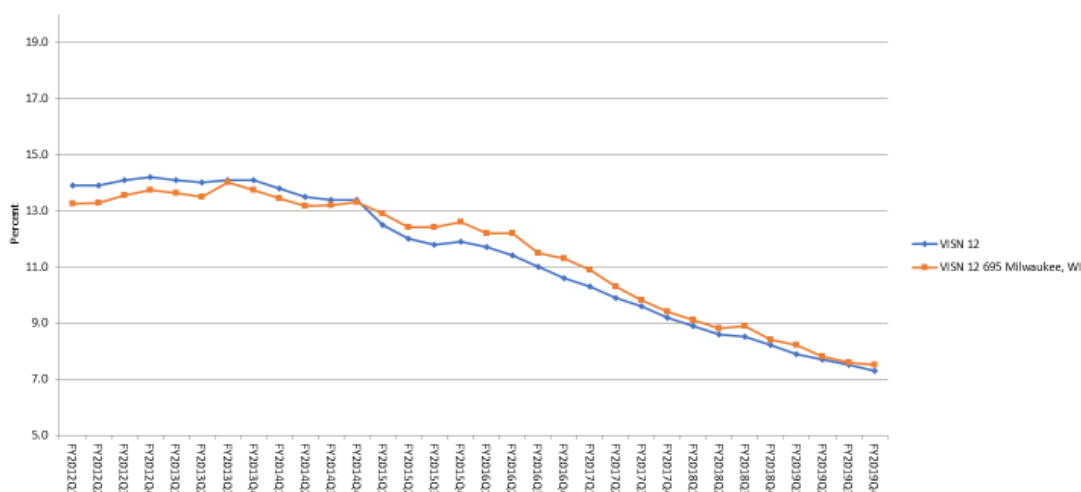
The Opioid Safety Initiative Coordinator confirmed staff have been educated about the requirements of the PDMP Directive. We have developed local benchmarks for five opiate performance measures to provide feedback on individual providers. Since tracking of the measures began, Milwaukee has shown improvement. Also, we conduct specific chart reviews for patients identified as very high risk of overdose and/or suicide on our Stratification Tool for Opioid Risk Mitigation (STORM) dashboard. Any PDMP deficiencies are noted by our Interdisciplinary Pain Committee as well as our Pain Management Team and addressed with the providers directly.



Location	Value	Q3	Q4	Q1 FY18	Q2
(695) Milwaukee, WI	# Opioid Pats w/ Annual PDMP	3,707	3,851	3,933	3,848
	# Eligible Opioid Pats	4,910	4,590	4,539	4,434
	% Eligible Opioid Pats	75.50	83.90	86.65	86.78
VISN 12	# Opioid Pats w/ Annual PDMP	10,935	12,171	13,031	13,893
	# Eligible Opioid Pats	23,720	22,653	21,950	21,277
	% Eligible Opioid Pats	46.10	53.73	59.37	65.30

Milwaukee VA Opioid Therapy prescribing reduced by 44% from 2012- 2019.

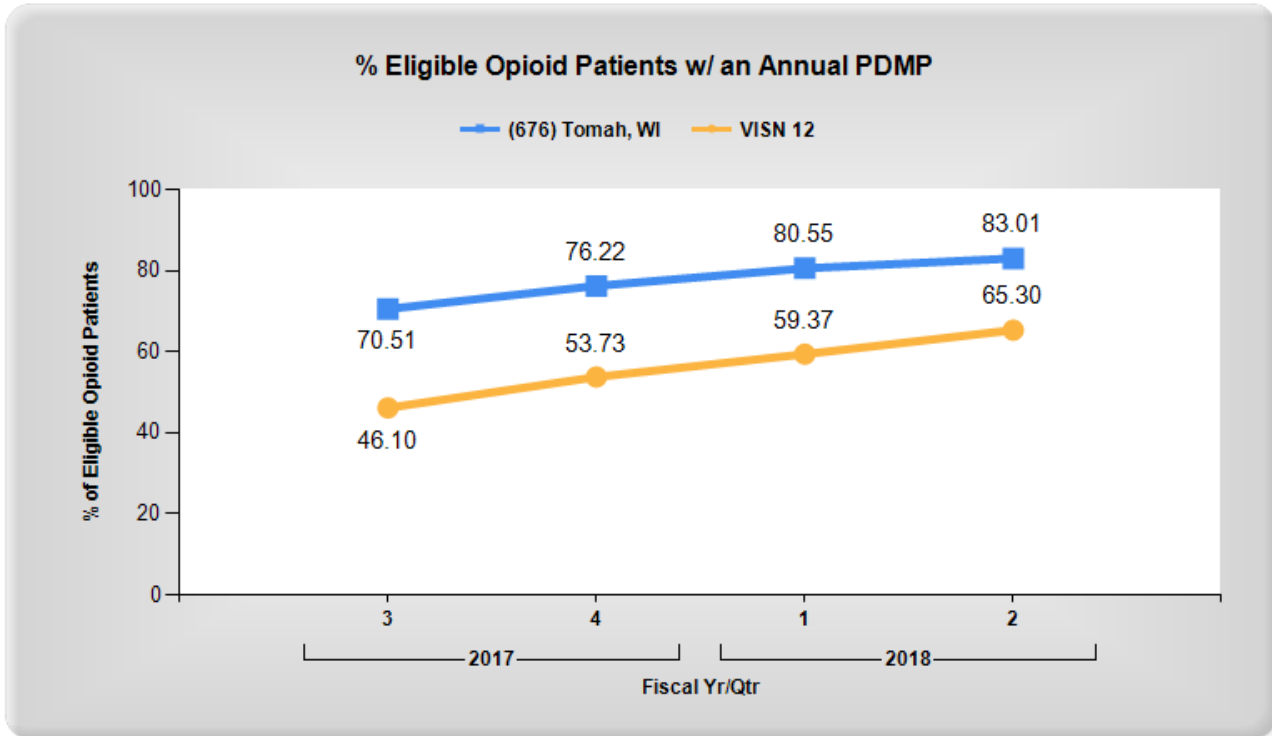
Percent of Unique Pharmacy Patients Dispensed Opioids Over Time



Tomah VA PDMP State Query Compliance Rates April 2017 March 2018 (FY17 Q3 - FY18 Q2)

Tomah VA PDMP Oversight and Accountability Measures

Local medical center policy (MCM OSI-01 Controlled Substances) addresses expectation for PDMP verification prior to issuance of the prescription order. OSI committee would review PDMP verification as a part of committee reviews of Veterans. Recently, outpatient pharmacists have initiated a process where orders without a PDMP verification are flagged for the provider to complete the verification. Data is reported through OSI to Pain Committee, which then reports to Health Systems Council, which then reports to Senior Executive Council.



Location	Value	Q3	Q4	Q1 FY18	Q2
(676) Tomah, WI	# Opioid Pats w/ Annual PDMP	1,303	1,324	1,371	1,319
	# Eligible Opioid Pats	1,848	1,737	1,702	1,589
	% Eligible Opioid Pats	70.51	76.22	80.55	83.01
VISN 12	# Opioid Pats w/ Annual PDMP	10,935	12,171	13,031	13,893
	# Eligible Opioid Pats	23,720	22,653	21,950	21,277
	% Eligible Opioid Pats	46.10	53.73	59.37	65.30

Tomah VA Opioid Therapy prescribing reduced by 59.35% From FY12Q1 to FY19Q4 (from 12.3% to 5%)

